

Verdieping doppenspel: stappenplan tekenen rups of bloem:


Materiaal: dop of beker, potlood en blad papier




Rups tekenen: Stap 1:




Stap 2:




Stap 3:




Stap 4:



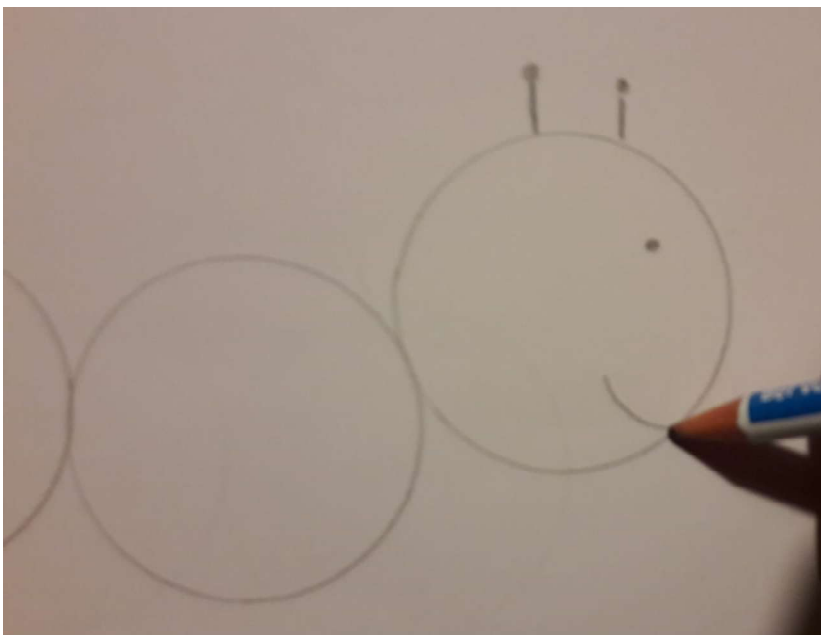
Stap 5:



Stap 6:




Stap 7:




Bloem tekenen: stap 1:




Stap 2:




Stap 3:




Stap 4:




Stap 5:




Stap 6:




Stap 7:




Stap 8:




Stap 9:




Stap 10:



Stap 11:



Stap 12:



Stap 13:

